

# Trex® Seclusions®

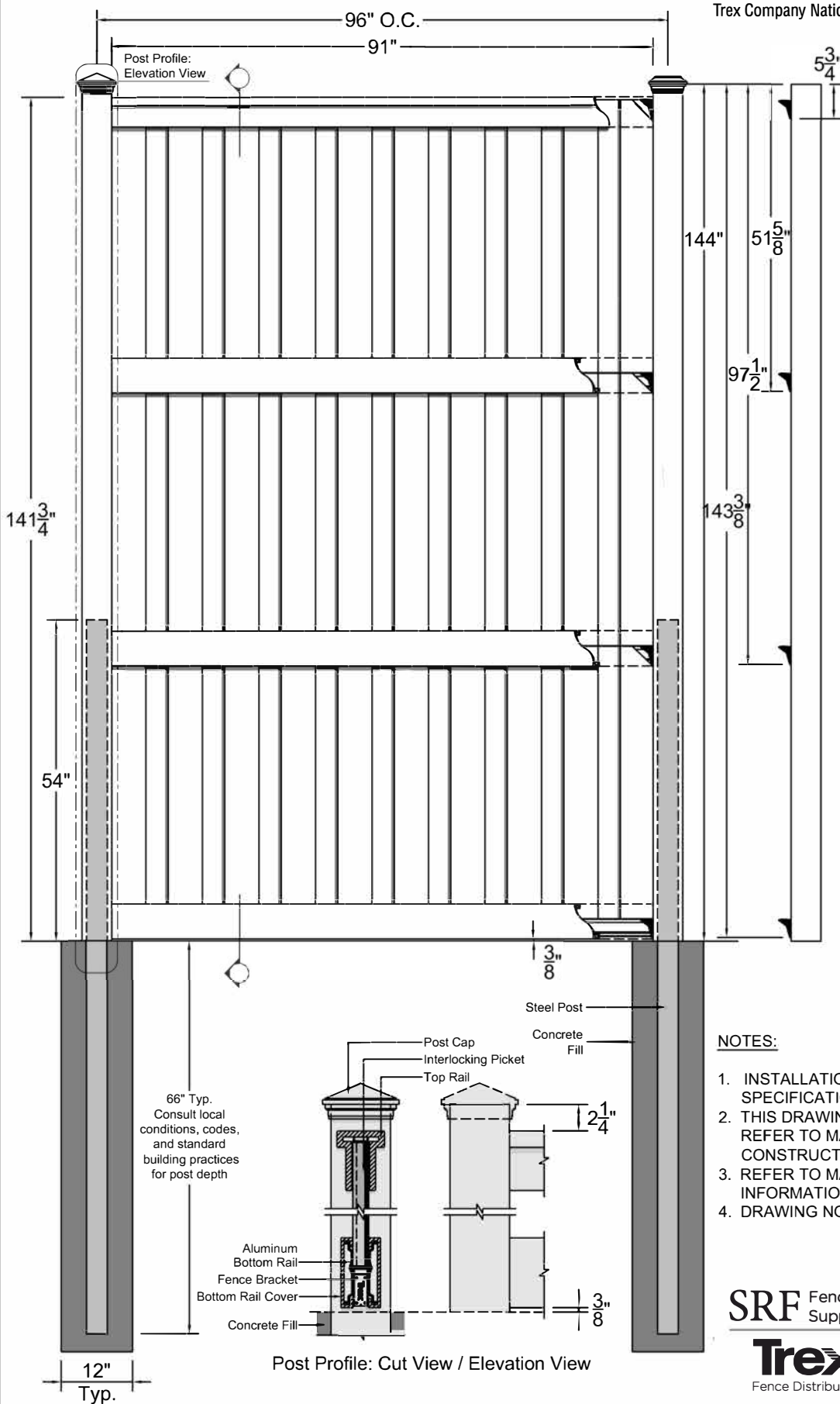
COMPOSITE FENCING SYSTEM









SRF Fence & Supply Co.

Trex®  
Fence Distribution

Trex Company National Distribution Partner

ARCHITECTURAL DRAWING:  
TREX SECLUSIONS FENCING  
12' TALL x 8' WIDE



COMPONENTS	QUANTITY	LENGTH
 Post Cap: Pyramid, Flat	1	
 5" x 5" Post	1	144" *
 3.5"x3.5"x3/16 Galv. Steel Post	1	120"
 4" x 4.9" Top Rail	1	91" *
 1"x5.75" Interlocking Picket (Cut to 45 1/2")	28.5	91" *
 1" x 5.75" Bottom Rail Cover	6	91" *
 Aluminum Bottom Rail	3	90 1/2"
 Fence Bracket	8	
1 5/8" Wood Screw	24	
3/4" x #8 Wood Screw	16	
1" Wood Screw	6	
1 1/2" x #14 Self-tapping Screw	2	

\* Length may vary

## NOTES:

1. INSTALLATION TO BE COMPLETED PER MANUFACTURER'S SPECIFICATION.
2. THIS DRAWING IS PROVIDED FOR PLANNING PURPOSES. REFER TO MANUFACTURER'S INSTALLATIONS FOR CONSTRUCTION DETAILS.
3. REFER TO MANUFACTURER'S WEBSITE FOR PRODUCT INFORMATION.
4. DRAWING NOT TO SCALE.

SRF Fence & Supply Co.

Trex®  
Fence Distribution

[www.trexfencingsrf.com](http://www.trexfencingsrf.com)

855.620.TREX (8739)

SRF Fence & Supply Co.

1745 Shea Center Dr., Ste. 370

Highlands Ranch, CO 80129

Trex®, the Trex® logo, and Trex Seclusions® are either federally registered trademarks, trademarks or trade dress of Trex Company, Inc., Winchester, Virginia or its licensees.